

## MasterMix Premium LFT+

MasterMix Premium LFT+ Modified ceramic adhesive composed of cement and selected sands mixed with special additives and synthetic resins formulated and developed by Texa's technical and research council, patented formula that provides high adhesion between the substrate and the tile, long open time and easy application.

### MANUFACTURER

Texa de la Laguna  
Privada 7ª # 216, Colonia Nueva Laguna Norte,  
C.P.27110, Torreón Coahuila México  
Atención al cliente: +52 871 757 5000  
Servicios técnicos: +52 871 757 7914  
Fax: +52 871 757 7915  
Correo electrónico: ventas@texasa.com.mx

### MAIN TECHNICAL CHARACTERISTICS

It can be used in both indoor and outdoor installation, mortar for ceramic, porcelain and natural stone tiles, small, medium, large and heavy formats, with nule, low, medium and high absorption, installation by applying mortar with a layer of up to 15 mm thickness on level, flat and irregular substrates as long as they are stable and insensitive to humidity.

MasterMix Premium LFT+ exceeds ANSI A118.4 standard. MasterMix Premium LFT+ mixed with water obtains the following characteristics:

- Adequate viscosity for ideal application.
- Perfect adhesion on all normally used materials.
- Extended open and adjustable time makes it easy to use and install pieces.

### PREPARATION

WEAR GLOVES THAT ARE RESISTANT TO CHEMICALS, such as nitrile, when handling the product.

For each bag of MasterMix Premium LFT+ with 22.68 kg (50 Lb) add 5 to 7 liters of clean water, shake with your hand or with the appropriate equipment at low speed of 150-200 RPM until you get a homogeneous paste without lumps, let it rest for 5 to 10 minutes, after this period stir again and use.

The adhesive should be shaken periodically without adding more water, when mixed correctly the material is easy to use and does not lose its properties.

### APPLICATION

For a correct application, a notched trowel suitable for the size of the tile and the technical application table is recommended, a mortar contact between the tile and the support greater than 85% for all interior installations and greater than 95% for exterior installations, mortar for use on walls and floors for residential use, commercial and high-traffic traffic.

The surface of the substrate must be level, stable, without degraded parts, free of dust, grease, paint and other residues that may affect proper application and that adhesion is not affected; Once the substrate is ready, apply the adhesive with the smooth part of the trowel leaving a flat layer with the appropriate thickness covering the desired area, then with the serrated part of the trowel of adequate size scratch the applied layer in a linear way, the drying time may vary according to the conditions on job site.

It is recommended for interior and exterior walls and floors, concrete cured for at least 28 days, ceramic overlay and over existing pavements, masonry cement block, bricks, cement mortar beds and leveling layers.

#### Examples of Tile Types

- Ceramic tiles, cement tiles, whit nule, low, medium and high absorption.
- Brick veneer, stone and cobblestones.
- Prefabricated cement-based terrazzo.
- Calibrated or uncalibrated natural stone tiles.

### INSTALLATION

Place the tiles firmly in the pre-scratched wet adhesive layer.

For tiles larger than 38 cm on at least one side, it is recommended to apply a thin layer of adhesive to the back of the face of the piece.

Push the tiles back and forth in direction perpendicular to the scratching of the adhesive in order to collapse the adhesive lines to help obtain maximum contact and expulsion of air.

Remove excess adhesive from joint areas so that the depth is at least 2/3 of the tile for the application of the nozzle refer to ANSI A 108.10 guidelines. The open time of MasterMix Premium LFT+ is extended under normal temperature and humidity conditions.

### RECOMMENDATIONS FOR USE

- Install MasterMix Premium LFT+ only in temperatures between 41°F and 95°F (5°C to 35°C).
- Do not use in case of moisture-sensitive stones, such as: green marble, some types of limestone, and granite), tiles made of agglomerated materials, cultured marble or resin latticed tiles.
- Do not use on dimensionally unstable substrates, such as hardwood floors, oriented particle board (OBS), substrates containing asbestos or metal.
- Do not use on linoleum.
- It must have at least 28 days of curing before being immersed in water.
- For use directly on substrates.

Repair or leveling on plaster-based Apply a suitable sealant before installation.

• Tile installations on non-surface áreas porous membranes, such as waterproofing membranes and existing tiles may require longer setting or curing times, dimensionally weak stones are limited to thin-bed installations only.

- Use a white mortar when installing colored stones clearings and/or translucent marble.
- It is necessary to cool the surface beforehand by moistening the surface with water in case it is too hot due to weather conditions.

• Plaster substrates must be perfectly dry, as well as sufficiently hardened and free dust, and it is imperative that they be treated with a proper sealant

• Open time can be reduced if the weather conditions are unfavorable (intense sun, dry winds, high temperature, etc.) or if the substrate is very absorbent, therefore, it is necessary to check that a film does not form on the surface of the applied adhesive, which must remain fresh, if this happens comb the adhesive with the trowel to reactivate it.

• Do not add water to the adhesive if a film has formed, as instead of dissolving it, the water will form a non-stick layer.

• If it is necessary to adjust the pieces, it must be done within a maximum period of 30 minutes after they are placed.

• Coatings installed with MasterMix Premium LFT+ must not be exposed to washing or rain for at least 24 hours and must be protected from ice and direct sun for 5-7 days, protect from traffic for 24 hours, protect from heavy traffic for 14 days, protect from rain for 7 days.

• Do not use on plywood, metal boards, fiberglass, plastic panels.

• Not recommended for indoor and outdoor pools and water features.

### Cleaning

Installed tiles and tools used should be cleaned while the mortar is wet.

### Storage

Store MasterMix Premium LFT+ in a cool, dry place for up to 12 months and protect from freezing.

### Packing

50 lb (22.68 kg) bag.  
Material color is Grey or White product.

### Composition

Modified dry mortar, proprietary blend of Portland cement, copolymers and chemicals.




### Benefits of the product at the installation

Fast-setting formulation for quick-use jobs, specially formulated with excellent bond strength (adhesiveness) and workability

### Benefits of the product at the installation

Fast-setting formulation for fast-laying jobs, specially formulated with excellent bond strength (adhesiveness), and extended open time, fast curing keeps jobs moving in cold, temperate and hot climates, exceeds ANSI A118.4 standards.

### RECOMMENDATIONS FOR USE

FORMAT SIZE	TROWEL SIZE	COVERAGE
Small up to 7.87 x 7.87 In (20 x 20 cm)	6 X 6 X 6 mm (1/4 X 1/4 X 1/4 In) 	53.9 FT to 64.6 FT
Medium 7.87 x 7.87 to 15x15 In (20x20 to 38x38 cm)	10 X 10 X 10 mm (3/8 X 3/8 X 3/8 In) 	32.3 FT to 43.1 FT
Large from 15 x 15 In upwards (from 38x38 cm upwards)	12 X 12 X 12 mm (1/2 X 1/2 X 1/2 In) 	27.0 FT to 37.7 FT

### WARNING

Although the technical details and recommendations contained in this data sheet correspond to analyses knowledge and experience, the above information should be applied as an indicator subject to confirmation after a long practical application, for this reason when using the product you should ensure that it is suitable for the application planned. In any case, the user is responsible for of any circumstances arising from the use of the of the product.

### ENVIROMENTAL CONSIDERATIONS

Texa is committed to the environment and has responsibility for both its products and good environmental practices.

### HEALTH PRECAUTIONS

It can cause damage to the eyes. During use, wear gloves and goggles and take the usual precautions for handling chemicals.

Care!

Always keep out of reach of children.

#### WARNING!

It can cause mechanical irritation to the eyes, skin, and respiratory tract.

Avoid contact with eyes and/or prolonged contact with the skin, wash thoroughly after handling the material.

In case of contact with eyes, rinse with water for 15 minutes and consult a doctor.

Acute effects:

**EYES:** May cause irritation, tearing, and inflammation

**INHALATION:** Vapors or mists can cause irritation in the respiratory tract.

**INDIGESTION:** It can cause gastric upset, nausea and vomiting if swallowed.

**SKIN:** May cause skin irritation and sensitization, an allergic reaction upon repeated exposure.

Prolonged or repeated inhalation of dust can cause lung damage or cancer.

### PRODUCT WARRANTY

Obtain the applicable limited product warranty at [www.texasa.com.mx](http://www.texasa.com.mx) or send a written message upon request to [ventas@texasa.com.mx](mailto:ventas@texasa.com.mx).

Manufactured under the authority of **Texa de la Laguna S.A. de C.V.**

### TECHNICAL SERVICES INFORMATION

For technical assistance, please contact custom technical services at **+52 871 757 5000** or visit [www.texasa.com.mx](http://www.texasa.com.mx)